

ADPEW200

W200 SERIES WEIGHT INDICATOR IN EXPLOSION PROOF BOX

LAUMAS®



DESCRIPTION

The system is composed by:

- W200 weight indicator.
- ATEX certified Zener barriers (dimensions: 105x12.6x82 mm, standard OMEGA/DIN rail mounting)

MTL 7766Pac supply barrier:

-20 °C ≤ Ta ≤ +60 °C; Po=0.942 W; Co=1.41 μF; Lo=0.34 mH;
Each channel: Uo=12 V; Io=157 mA

MTL 7761ac signal barrier:

-20 °C ≤ Ta ≤ +60 °C; Po=0.225 W; Co=4.9 μF; Lo=3.72 mH;
Each channel: Uo=9 V; Io=100 mA

ATEX marking	IECEx marking
II (1) GD [Ex ia Ga] IIC [Ex ia Da] IIIC (-20 °C ≤ Ta ≤ +60 °C) BAS01ATEX7217	[Ex ia Ga] IIB [Ex ia Ga] IIC [Ex ia Da] IIIC (-20 °C ≤ Ta ≤ +60 °C) IECEx BAS 04.0025

- ADPE explosion proof box (ATEX/IECEx) equipped with heat-resistant transparent tempered glass window and 5 external buttons which performs the same function as W200 keypad:

ATEX marking	IECEx marking
II 2(1) GD Ex d [ia Ga] IIB+H2 T6 Gb Ex tb [ia Da] IIIC T85°C Db IP66 (-20 °C ≤ Ta ≤ +40 °C) INERIS 14ATEX0008X	Ex d [ia Ga] IIB+H2 T6 Gb Ex tb [ia Da] IIIC T85°C Db IP66 (-20 °C ≤ Ta ≤ +40 °C) IECEx INE 13.0065X

- The instrument can be configured and managed using the free "Instrument Manager" PC software, which you can download from www.laumas.com.



PROGRAM		M			EAC	EAC Ex	cULus	CODE
BASE	R76 - R61	•	•	•	•	•	•	ADPEW200-B
LOAD	R76 - R61	•	•	•	•	•	•	ADPEW200-C
UNLOAD	R76 - R61	•	•	•	•	•	•	ADPEW200-S
3 PRODUCTS	R76 - R61	•	•	•	•	•	•	ADPEW200-3
* 6 PRODUCTS	R76 - R61	•	•	•	•	•	•	ADPEW200-6
* 14 PRODUCTS	R76 - R61	•	•	•	•	•	•	ADPEW200-14
Multiprogram	R76 - R61	•	•	•	•	•	•	ADPEW200-MU

* External 8-relay modules included.

ON REQUEST

FIELDBUSES



ADPEW200

W200 SERIES WEIGHT INDICATOR IN EXPLOSION PROOF BOX

LAUMAS®

CERTIFICATIONS



OIML R76:2006, class III, 3x10000 divisions, 0.2 μ V/VSI / OIML R61 - WELMEC Guide 8.8:2011 (MID)

CERTIFICATIONS ON REQUEST

M

Conformity assessment (initial verification) in combination with Laumas weighing module

UL US

UL Recognized component - Complies with the United States and Canada standards

ERC

Complies with the Eurasian Custom Union standards

ERC Ex

Complies with the Eurasian Custom Union standards for use in potentially explosive atmospheres


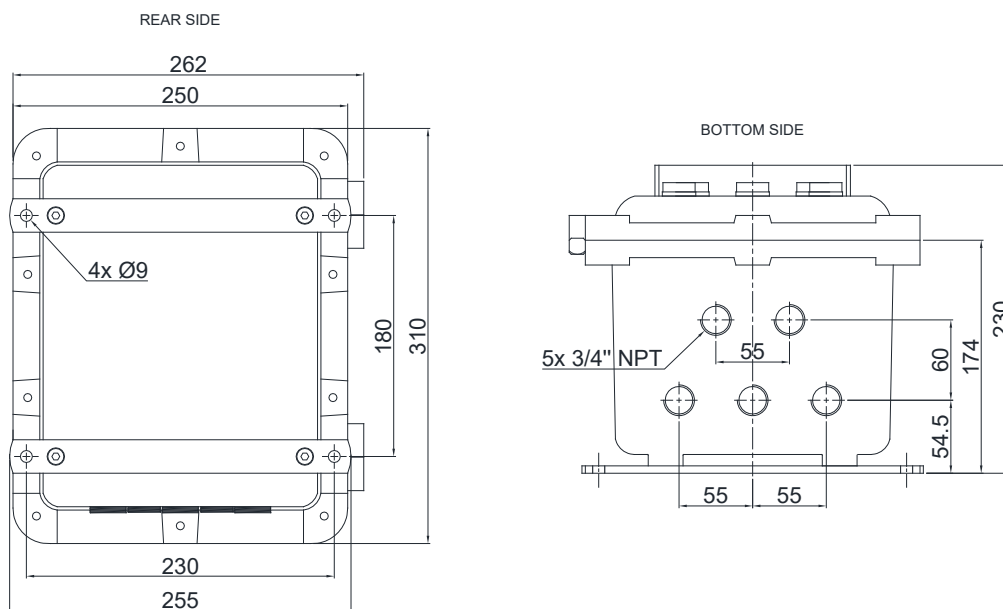
TRADE MARK

NMI Trade Approved - Complies with the Australian standards for legal use with third parties

C













Complies with the regulations of the Russian Federation for legal use with third parties

DIMENSIONS (mm)






Weight: 14 kg

OPTIONS ON REQUEST AND COMPATIBILITY WITH BATCHING PROGRAMS - The options refer to the W200 weight indicator




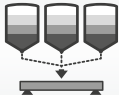



	POWER SUPPLY	CODE
 115/230 VAC	Power supply 115/230 VAC; 50/60 Hz; 6 VA. → Not compatible with fieldbuses.	B C S 3P 6P 14P • • • • • •
INTERFACES AND FIELDBUSES		
 ANALOG OUTPUT	Optoisolated analog output - 16 bit. → One input and one output not available.	* OPZW1ANALOGICA B C S 3P 6P 14P • • • • • •
 RS485 +	Additional RS485 port. → One input and one output not available.	* OPZW1RS485 B C S 3P 6P 14P • • • • • •
 CANopen	CANopen protocol. → Not compatible with 115 VAC and 230 VAC.	* OPZW1CAW200 B C S 3P 6P 14P • - - - - -
 DeviceNet	DeviceNet protocol. → Not compatible with 115 VAC and 230 VAC.	* OPZW1DEW200 B C S 3P 6P 14P • - - - - -
 PROFIBUS	Profibus DP protocol. → Not compatible with 115 VAC and 230 VAC.	* OPZW1PRW200 B C S 3P 6P 14P • • • • • •
 Ethernet/IP	Ethernet/IP protocol - Ethernet port. → Not compatible with 115 VAC and 230 VAC.	* OPZW1ETIP B C S 3P 6P 14P • - - - - -
 ETHERNET TCP/IP	Ethernet TCP/IP protocol - Ethernet port. Integrated software for remote supervision, management and control of the instrument. → Not compatible with 115 VAC and 230 VAC.	* OPZW1ETTCP B C S 3P 6P 14P • • • • • •
 MODBUS/TCP	Modbus/TCP protocol - Ethernet port. → Not compatible with 115 VAC and 230 VAC.	* OPZW1MBTCP B C S 3P 6P 14P • • • • • •
 PIV PROFIBUS • PROFINET	Profinet IO protocol - Ethernet port. → Not compatible with 115 VAC and 230 VAC.	* OPZW1PNETIO B C S 3P 6P 14P • - - - - -
 0-10	Weight reading from 0-10 VDC input (15 kΩ).	OPZWING010 B C S 3P 6P 14P • • • • • •
 4-20	Weight reading from 4-20 mA input (120 Ω).	OPZWING420 B C S 3P 6P 14P • • • • • •

* Select one option among those marked with an asterisk.


OPTIONS ON REQUEST AND COMPATIBILITY WITH BATCHING PROGRAMS - The options refer to the W200 weight indicator

	EXPANSIONS	CODE
	External 5-relay module to increase the capacity of SPDT contacts to 115 VAC/2 A.	RELE5M B C S 3P 6P 14P • • • • - -
	External 8-relay module to manage from 1 to 6 products; 8 relays up to max 115 VAC/2 A. Module included with models 6/14 PRODUCTS.	RELE6PROD24V RELE6PROD115V RELE6PROD230V B C S 3P 6P 14P - - - - • •
	External 8-relay module to manage from 7 to 14 products to be added to RELE6PROD module; 8 relays up to max 115 VAC/2 A. Module included with model 14 PRODUCTS.	RELE14PROD B C S 3P 6P 14P - - - - - •

APPLICATIONS - SOFTWARE

	Formulas setting in percentage.	OPZWFORPERC B C S 3P 6P 14P - - - • • •
	Setting a quantity to be batched greater than the scale capacity with automatic calculation of cycles. → Not available for CE-M approved version.	OPZWQMC B C S 3P 6P 14P - • - • • •
	Intermediate unloadings during the batching. → Not available for CE-M approved version.	OPZWSCARI B C S 3P 6P 14P - - - • • •
	Partial unloadings at cycle end. → Not available for CE-M approved version.	OPZWSCARP B C S 3P 6P 14P - - - • • •
	Alibi memory.	OPZWALIBI B C S 3P 6P 14P • • • • • •
	Data transfer from the instrument to the PC, via RS232 (directly) or RS485 (by converter) serial port. These data (weighed values, batchings, alarms) can be imported and processed on the PC using the PROG-DB software included. We suggest to use this option when the indicator is always connected to the PC.	OPZWDATIPC B C S 3P 6P 14P • • • • • •
	Manual batching with remote displays connected in parallel to the instrument via RS485 serial port; allows to display on different remote displays the following batching information: formula and product number, remaining quantity to be batched, gross weight.	OPZWLAUMAN B C S 3P 6P 14P - • • • • •

TREATMENT

	Treatment for metallic surfaces by "off-shore" painting for ADPEW200 box.	OPZOSADPEW200
---	---	---------------